

# Safe on Campus



## Campus Fire Safety

### Checklist for Your Home Away from Home

Whether heading to the residence hall, fraternity or sorority house, or off-campus housing, packing fire safety products along with laundry baskets and shower caddies is a must.

#### *On-Campus Living – Residence Halls and Greek Housing*

All colleges and universities must comply with local fire codes, but these codes vary by municipality. Check with your resident assistant (RA) or housing office to see what type of fire safety measures are in place, and review the escape plan. **In addition:**

- ✓ Make sure your room has a working UL-listed smoke alarm.
- ✓ Keep a UL-rated multipurpose fire extinguisher within reach.
- ✓ If your residence hall has fuel-burning appliances check to ensure it also has a carbon monoxide (CO) alarm installed.

#### *Off-Campus Living – Apartments and Houses*

Seventy-nine percent of fatal college fires take place in off-campus housing. However, when renting an apartment or house, most students don't ask a landlord about its fire safety. All residential dwellings must comply with local fire codes. Because codes vary by municipality, city officials can tell you what is required. **In addition:**

- ✓ Make sure that there are working UL-listed smoke alarms in every room as well as the hallways, stairwells and other areas of the building.
- ✓ Test smoke alarms monthly, and replace batteries at least twice a year. *Note: Most tenants are responsible for maintaining smoke alarms, not landlords!*
- ✓ Keep a UL-listed multipurpose fire extinguisher in rooms where fires are most likely to start, such as the kitchen, bedroom, living room, any room with a chimney and laundry room.
- ✓ Know two ways out of every room. If you live on a second- or third-floor, a fire escape ladder can be an alternate exit.
- ✓ Keep candles away from flammable items and never leave one burning unattended.
- ✓ Don't overload extension cords. Are the cords UL listed?
- ✓ Install a carbon monoxide (CO) alarm on each floor and near sleeping areas.

# Safe on Campus



## Shopping Checklist

- UL listed Smoke Alarm**  
a. DC Front Load Smoke  
THD SKU 322933



- UL listed Fire Extinguisher**  
For the kitchen:  
b. Home Hero FX  
THD SKU 750615

- For the bedroom:  
c. Full Home FX  
THD SKU 141106

- For the rec room / laundry room:  
d. Recreational FX  
THD SKU 547514



- Make sure you have two ways out of every room-**  
e. 2-Story Escape Ladder  
THD SKU 535401



- Have a Carbon Monoxide Alarm on every level and near sleeping areas-**  
f. AC Plug-in CO Alarm w/ battery backup  
THD SKU 882643



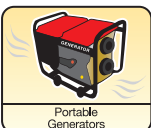
- For additional safety install a Combo Carbon Monoxide & Smoke Alarm**  
g. Talking Alarm Smoke/CO  
THD SKU 421846  
h. Home Hero Smoke/CO  
THD SKU 756156



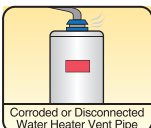
### Potential Sources of carbon monoxide poisoning



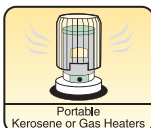
Car Left Running in Attached Garage



Portable Generators



Corroded or Disconnected Water Heater Vent Pipe



Portable Kerosene or Gas Heaters



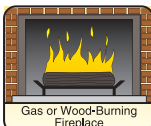
Cracked or Loose Furnace Exchanger



Improperly Installed Kitchen Range or Vent



Operating a Grill Indoors or in Garage



Gas or Wood-Burning Fireplace